

# Interior Doors




*Millwork Solutions*




**In Stock  
Selection**

# Molded Panel Doors



1' 6"  
2' 0"  
2' 4"  
2' 6"  
2' 8"  
3' 0"

Rosario Primed  
Smooth | Raised Panel  
Solid Core



1' 6"  
2' 0"  
2' 4"  
2' 6"  
2' 8"  
3' 0"

Kingston Primed  
Smooth | Raised Panel  
Solid Core



1' 6"  
2' 0"  
2' 4"  
2' 6"  
2' 8"  
3' 0"

Columbia Primed  
Smooth | Raised Panel  
Hollow & Solid Core



Sticking Panel Profile



Sticking Panel Profile



Sticking Panel Profile



2' 0"  
2' 6"  
3' 0"  
4' 0"  
5' 0"  
6' 0"

Rosario Primed Bifold  
Smooth | Raised Panel  
Hollow Core





2' 0"  
2' 6"  
3' 0"  
4' 0"  
5' 0"  
6' 0"

Kingston Primed Bifold  
Smooth | Raised Panel  
Hollow Core




2' 0"  
2' 6"  
3' 0"  
4' 0"  
5' 0"  
6' 0"

Columbia Primed Bifold  
Smooth | Raised Panel  
Hollow Core



1' 6"  
2' 0"  
2' 4"  
2' 6"  
2' 8"  
3' 0"

Mercer Primed  
Smooth | Flat  
Solid Core



1' 6"  
2' 0"  
2' 4"  
2' 6"  
2' 8"  
3' 0"

Whitman Primed  
Smooth | Flat  
Solid Core



1' 6"  
2' 0"  
2' 4"  
2' 6"  
2' 8"  
3' 0"

Yarrow Primed  
Smooth | Flat  
Hollow & Solid Core



Square Bevel Sticking



2' 0"  
2' 6"  
3' 0"  
4' 0"  
5' 0"  
6' 0"

Mercer Primed Bifold  
Smooth | Flat  
Hollow Core



2' 0"  
2' 6"  
3' 0"  
4' 0"  
5' 0"  
6' 0"

Whitman Primed Bifold  
Smooth | Flat  
Hollow Core



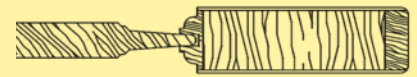
2' 0"  
2' 6"  
3' 0"  
4' 0"  
5' 0"  
6' 0"

Yarrow Primed Bifold  
Smooth | Flat  
Hollow Core



1' 3"  
1' 6"  
2' 0"  
2' 4"  
2' 6"  
2' 8"  
3' 0"

66  
6 Panel Raised  
Hemlock




Ovolo Sticking/Double Hip Panel



2' 0"  
2' 6"  
3' 0"  
4' 0"  
5' 0"  
6' 0"

66  
6 Panel Raised Bifold  
Hemlock

# Stile & Rail Doors



1' 6"  
2' 0"  
2' 4"  
2' 6"  
2' 8"  
3' 0"


These sizes also available in 8' 0" height, Redi-Primed only.

2 Panel Flat Square Sticking Redi-Primed, Knotty Alder, Poplar



1' 6"  
2' 0"  
2' 4"  
2' 6"  
2' 8"  
3' 0"

3 Panel Flat Square Sticking Redi-Primed, Knotty Alder, Poplar



1' 6"  
2' 0"  
2' 4"  
2' 6"  
2' 8"  
3' 0"

1 Panel Flat Square Sticking Redi-Primed



1' 6"  
2' 0"  
2' 4"  
2' 6"  
2' 8"  
3' 0"

3 Panel Flat Square Sticking Redi-Primed



Square Sticking




2' 0"  
2' 6"  
3' 0"  
4' 0"  
5' 0"  
6' 0"

2 Panel Flat Bifold Square Sticking Redi-Primed, Knotty Alder, Poplar



2' 0"  
2' 6"  
3' 0"  
4' 0"  
5' 0"  
6' 0"

2 Panel Flat Bifold Square Sticking Redi-Primed, Knotty Alder, Poplar



1' 6"  
2' 0"  
2' 4"  
2' 6"  
2' 8"  
3' 0"

5 Panel Flat Square Sticking Redi-Primed




2' 6"  
3' 0"

1 Lite White Lami  
Ovolo Sticking  
Redi-Primed




2' 6"  
3' 0"

3 Lite White Lami  
Square Sticking  
Redi-Primed




2' 6"  
3' 0"

5 Lite White Lami  
Square Sticking  
Redi-Primed



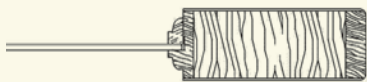
2' 0"

10 Lite Clear  
Ovolo Sticking  
Redi-Primed

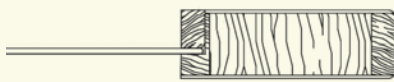


2' 6"  
3' 0"

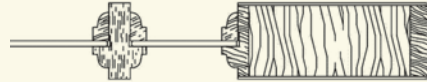
15 Lite Clear  
Ovolo Sticking  
Redi-Primed



Ovolo Sticking




Square Sticking



Ovolo Sticking




## Plain Sliced Red Oak



1-3/8"	1-3/8" Bifold
Solid &	Hollow Core
Hollow Core	
1' 6"	1' 6"
2' 0"	2' 0"
2' 4"	2' 6"
2' 6"	2' 8"
2' 8"	3' 0"
3' 0"	4' 0"
	5' 0"
	6' 0"
1-3/4"	
Solid Core	
2' 6"	
2' 8"	
3' 0"	
3' 0" X 7' 0"	

## Rotary Uniform Light Birch



1-3/8"	1-3/8" Bifold
Solid &	Hollow Core
Hollow Core	
1' 6"	1' 6"
2' 0"	2' 0"
2' 4"	2' 6"
2' 6"	2' 8"
2' 8"	3' 0"
3' 0"	4' 0"
	5' 0"
	6' 0"
1-3/4"	
Solid Core	
2' 6"	
2' 8"	
3' 0"	
3' 0" X 7' 0"	

3.5" X 3.5", 5/8" Radius Shown



Antique Brass



Antique Nickel



Bright Brass



Colonial Bronze



Dull Brass



Flat Black



Polished Chrome



Satin Nickel

Available in Ballbearing and Plain Bearing. Available in Square Corner.

## Scherer Bros standard hinge placement.

Measured from the top of the door to the top of the hinge.

6'8"  
Door

1-3/8"	1-3/4"
7"	6-3/4"
36-1/4"	36"
65-1/2"	65-1/4"

7'0"  
Door

1-3/8"	1-3/4"
7"	6-3/4"
36-1/4"	36"
65-1/2"	65-1/4"

8'0"  
Door

1-3/8"	1-3/4"
7"	6-3/4"
32"	31-3/4"
57"	56-3/4"
82"	81-3/4"

### Lockset Boring 2-1/8"

- 2-3/8" Backset standard.
- 2-3/4" Backset optional.

### Lockset Bore Location

- 6' 8" door - 44" from top of door to centerline of bore.
- 7' 0" door - 48" from top of door to centerline of bore.
- 8' 0" door - 60" from top of door to centerline of bore.

### Dead bolt boring

- 5-1/2" on center above handle set bore.

### Door Edge/Latch Prep


- Mortise Latch - 1" X 2-1/4" radius corner.

## Technical Specifications

### Left Hand Opening



### Right Hand Opening



Door Unit Width Nominal Width	Rough Opening Width X Height
2' 0" x 6' 8"	2' 2" X 6' 10-1/2"
2' 4"	2' 6" X 6' 10-1/2"
2' 6"	2' 8" X 6' 10-1/2"
2' 8"	2' 10" X 6' 10-1/2"
3' 0"	3' 2" X 6' 10-1/2"
4' 0"	4' 2-5/8" X 6' 10-1/2"
4' 8"	4' 10-5/8" X 6' 10-1/2"
5' 0"	5' 2-5/8" X 6' 10-1/2"
5' 4"	5' 6-5/8" X 6' 10-1/2"
6' 0"	6' 2-5/8" X 6' 10-1/2"

Pocket Doors
For RO, double the Width of the doorsize and add 1-3/4".
Example: (2-0" door would have a RO of 49-3/4")
Height (6-8") RO 84-1/2"

BiFold Doors	Bi Pass Doors
For finished opening, use the nominal door width. Height of opening shown.	For finished opening, take the door width and subtract 1". Height shown.
Example: Door Width 2' 0" Finished Opening 24" Height (6' 8") 81"	Example: Door Width 4' 0" Finished Opening 47" Height (6' 8") 81-3/4"

NOTES:

1/4" Grid

See **scherebros.com** for full selection of trim and other products to compliment our door selection.

See Manufactures website for the following:

- Quick ship doors **simpsondoor.com/rediship/**
- Handling care & finishing
- Special order door products

**Arden Hills**  
4797 Hwy. 10  
Arden Hills, MN 55112  
**612-379-9633**

**Hopkins**  
330 11th Ave. S.  
Hopkins, MN 55343  
**952-938-2741**

**Shakopee**  
3253 E. 4th Ave.  
Shakopee, MN 55379  
**612-379-9633**

9/2019